TOURIST HOTEL IN PAVILOSTA, LATVIA

THE DESIGN FOR HOTEL 4 STARS LOCATED IN LATVIA IN CITY CALLED PAVILOSTA FOR 100 PERSONS WITH LUXURY DESIGN TO ATTRACT VISITORS FROM OTHER CITIES AND COUNTRIES, WITH BEAUTIFUL VIEW AS RIVER, NATURAL GROUND, PLAY GROUNDS FOR YOUTH AND CHILDREN WITH RESTING AND GREEN AREAS, THAT HAVE WAY FROM HIGH WAY STREET TO ENTER THE HOTEL LOCATION, AND WITH HIGH LEVEL OF SAFETY FROM INNER AND OUTER OF THE HOTEL SPOT

LOCATION

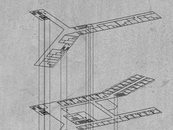

ZONES & STREET

WIND & SUN



ZONES
- GREEN ZONE
- DESIGN ZONE
- PUBLIC ZONE
- RESIDENTIAL ZONE
- SERVICE ZONE
- ROAD NETWORK

NUMBERS
1- RESIDENTIAL & HOTELS
2- SCHOOL
3- KINDER GARDEN
4- INDUSTRIAL AREA
5- ADMINISTRATION
6- SPORTS ZONE
7- PARKING AREA
8- GREEN AREA
9- DESIGN AREA

STREET NAMES
1 PAIRIA STREET
2 KRASTA STREET
3 DONTARD STREET

SCHEME COLORS
- TRAFFIC ROADS
- PADESTRIAN NETWORK
- DESIGN ZONE

PHOTO FEXATION

MASTER PLAN
SCALE 1-1000

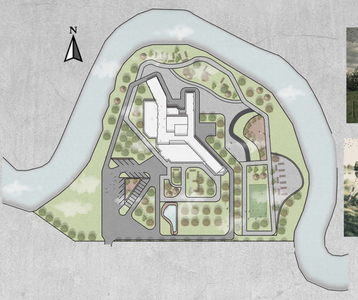

PHOTO FEXATION

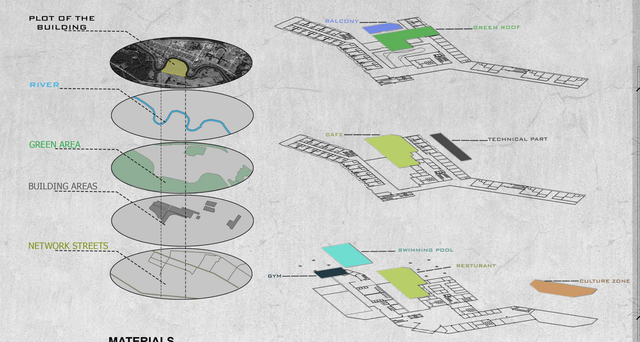

SITE PLAN

MATERIALS

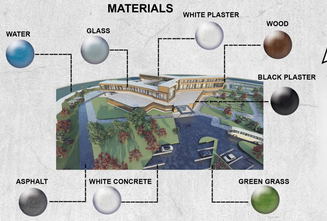

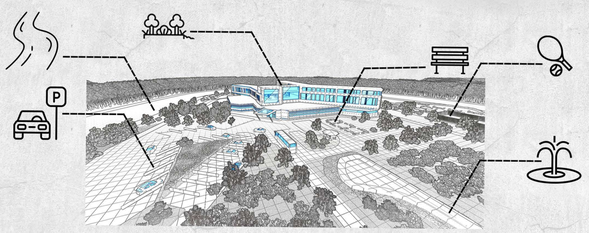

GROUND FLOOR PLAN
1-200

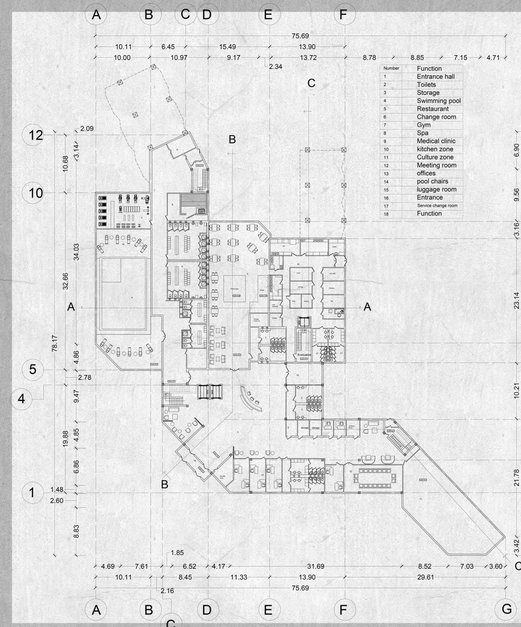

Number	Function
1	Entrance hall
2	Toilets
3	Storage
4	Swimming pool
5	Restaurant
6	Change room
7	Gym
8	Spa
9	Medical clinic
10	kitchen zone
11	Culture zone
12	Meeting room
13	offices
14	pool chairs
15	luggage room
16	Entrance
17	Service change room
18	Function

FIRST FLOOR PLAN
1-400

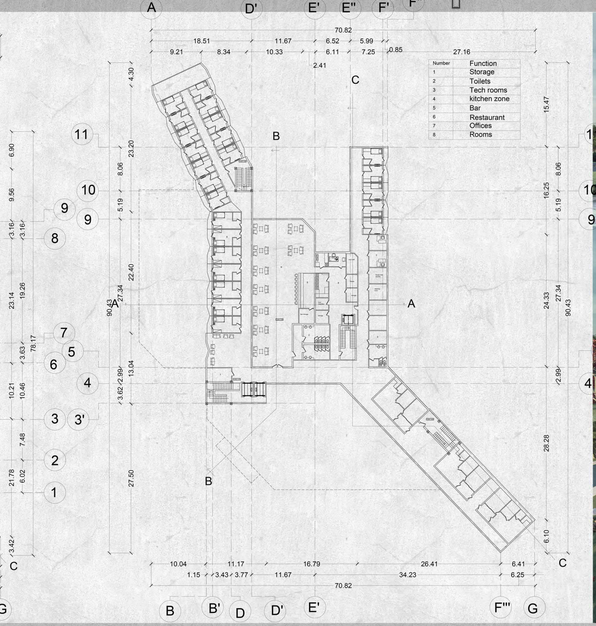

Number	Function
1	Storage
2	Toilets
3	Tech rooms
4	kitchen zone
5	Bar
6	Restaurant
7	Offices
8	Rooms

THE TARGET OF THIS PROJECT

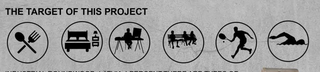

INDUSTRIAL ROUNDWOOD: LATVIA 4 PERCENT,THERE ARE TYPES OF WOOD THAT LATVIA IS FAMOUS FOR, WHICH ARE INDUSTRIAL ROUND TIMBER AND ARE OBTAINED FROM THE TREES AND ARE BUILT WITH THEM AS WELL AS THEIR OWN CIRCULAR SHAPE OR THEY CAN BE FORMED FOR THE APPROPRIATE CONSTRUCTION.

SEASONS

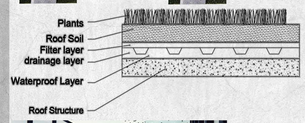

SECOND FLOOR PLAN
1-400

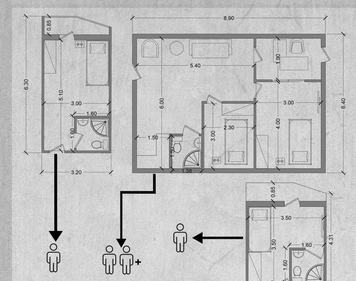

ROOF PLAN
1-50





THE SYSTEM OF BUILDING IS TRYING TO MAKE THE GUEST S TRY A PRIVACY AND COMFORT ACCOMMODATION WITH MOST BEAUTY VIEW WITH TENNIS AND RIVER, GREEN AREA WITH COMFORT VIEW AND SETTING SO I TRY TO MAKE THE DEGREE OF THE RESIDENTIAL PARTS IS MORE THAN 90 DEGREES TO TAKE ALL ADVANTAGE OF THE VIEW LIKE THE ABOVE FIGURE

THIRD FLOOR PLAN
1-400

DETAILS
1-50

SIDE ELEVATION
1-200

MAIN ELEVATION
1-200

SECTION B-B
1-200



SECTION A-A
1-200

SECTION C-C
1-200

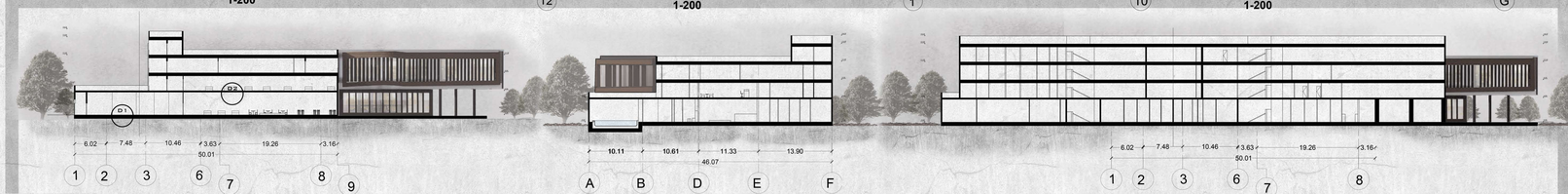

INTERIOR SHOTS

STUDIO , 1 PERSON

STUDIO , 1 PERSON

STUDIO , 1 PERSON

CATEGORY , 1 PERSON

CATEGORY , 1 PERSON